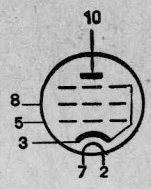
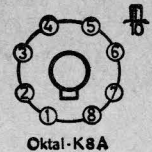


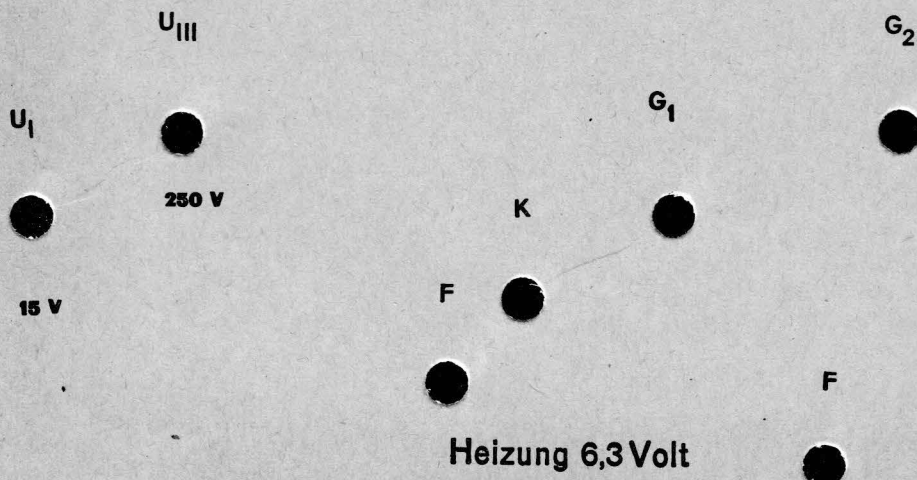
# 6 BG 6-G Pentode



$J_A$  **75** mA

$J_A$  - Bereich

**250 V**      **120**



Meßspannungen

Heizung	F	<b>6,3</b>	V
$U_I$	$G_1$	<b>15</b>	-V
$U_{II}$			-V
$U_{III}$	$G_2$	<b>250</b>	V
$U_{IV}$			V
A		<b>250</b>	V

Richtströme

$J_A$	<b>75</b>	mA
$J_{G_2}$	<b>4</b>	mA
S	<b>6</b>	mA/V

Heizung 6,3 Volt  
 Meßkarte für NEUBERGER Röhrenmeßgeräte